

The GLE.

Make the best of every ground.



Mercedes-Benz





Inhale freedom.

Dynamism. Assertiveness. The art of letting go. Those who possess these qualities radiate a special serenity, know how to value their achievements and intensely enjoy every moment. Experience the new premium SUV from Mercedes-Benz. The GLE. Make the best of every ground.

Progressive down to the last detail.

- 18 | Engines
- 20 | The new 9G-TRONIC
- 21 | Chasis and Suspension
- 22 | DYNAMIC SELECT
- 23 | Off-road drive
- 24 | The standard equipment
- 26 | LED Intelligent Light System
- 28 | Comfort and Convenience
- 30 | Multi-media system with NTG 5* 1

- 33 | Assistance systems
- 35 | Genuine accessories
- 43 | Paintwork and Alloys
- 44 | Upholstery and trim
- 45 | Dimensions
- 46 | Technical data
- 47 | Service
- 48 | Dealer network

*Please read the disclaimer.

The illustrations may include accessories and optional extras which do not form part of the standard specification.

Exude freedom.

The GLE encapsulates a distinctive view of the world. Its confident stature, refined lines with high beltline and powerfully styled wheel arches are designed to appeal to leaders rather than followers. Inspired by those who embark on a new journey every day.

Independence is your constant companion.

In a familiar position, above it all. Supreme comfort abounds in the interior of the GLE, which affords a generous feeling of space with its high-quality appointments and materials.

Should a headwind on occasion arrive from the side.

It's a familiar situation. One which requires active intervention. This is precisely where Crosswind Assist comes in: if a gust of wind comes from the side, it can apply the brakes to keep the vehicle safely on track. Whichever route your choose – the GLE guides you with precision.

*Please read the disclaimer.



Freedom to do what you want
whenever you want.



DYNAMIC SELECT

One twist of the DYNAMIC SELECT Controller is all it takes to make a trip in the GLE even more thrilling. How does it work? In “Sport” mode, the transmission and engine settings are changed. As are the steering and suspension settings if the AIRMATIC package is specified.



Be it gravel, raw asphalt or dirt roads, you'll know the right way. With 4MATIC permanent all-wheel drive, you can be sure of optimum performance on any terrain. The variable vehicle body level and the “Off-road” mode are just two of its greatest strengths. Your benefit: the best possible traction at all times.

*Please read the disclaimer.

Feel at home wherever the route takes you. The generous spaciousness inside the GLE offers an exclusive level of refinement. A haven with a personal ambience in which you feel just as comfortable as you do within your own four walls.

Redefining the meaning of “second home”.





Indoor living.

Allow yourself to be touched by an elegance that is reflected in every last detail. From ARTICO man-made leather to the warm grain of the fine wood trim. Aesthetically pleasing and intelligently thought-out spaciousness. Thanks to variable seats, you can use the rear space as you please. Quality and comfort – inextricably linked.

Arrive at a new level. 9G-TRONIC-World's first 9-speed transmission.

The 9G-TRONIC is the world's first 9-speed automatic transmission, developed independently by Mercedes-Benz which offers more gears, more comfort and more economy. The 9G-TRONIC responds significantly more spontaneously and enhances driving pleasure.

*Please read the disclaimer.



What makes a car a Mercedes?

Deep-rooted traditions: in our case, it is innovative traditions that run deep. We have continually gone down previously uncharted avenues. Milestone by milestone. These ventures spawned the first vehicle with a crumple zone, the first ABS, the first diesel passenger car. The first car. But rather than dwelling on the past, let us look to the future.

Mercedes-Benz Intelligent Drive – on the road to accident-free driving. We develop intelligent assistance systems which actively support the driver and noticeably relieve their workload. They monitor and analyse the vehicle's surroundings and handling characteristics – and warn the driver if they identify any critical situations. When necessary, some of the systems are able to intervene to take corrective action.

BlueEFFICIENCY – our vision of emission-free driving. Sustainability is a big word to which we lend real meaning in all that we do, down to the smallest details. From minimising the environmental impact of our production operations to alternative drive configurations.

30!years 4MATIC

4MATIC – driven by new challenges, the vision of optimum traction led the Mercedes-Benz engineers to the International Motor Show in Frankfurt. That is where, in 1985, they unveiled 4MATIC, an innovative traction system working with state-of-the-art microelectronics and hydraulics. Just two years later it entered series production in the E-Class. It has continued its triumphal advance ever since in virtually all model series. And on every terrain. 75 models are now out on the road with 4MATIC and it is tailor-made for each class. Comfortable and efficiently configured for the compact class, right through to extremely sporty for the Mercedes-AMG performance models. For more safety and an intensive driving experience in every single moment.

As you can see, we have major goals in our sights. And what could be better than seeing these aims achieved whilst on a long drive in a Mercedes?



Orchestrated output, accelerate to progress

Diesel Engines

The GLE 250 d 4MATIC.

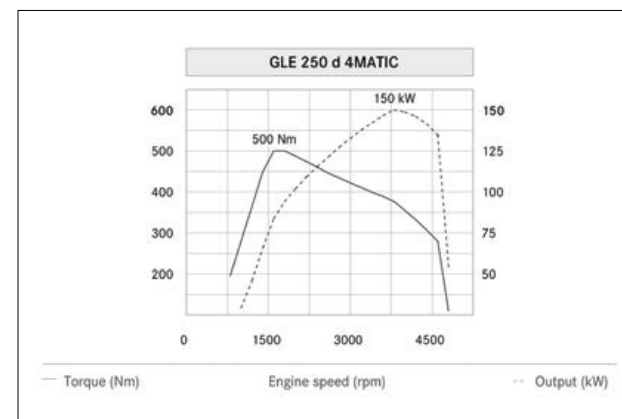
Power, refinement and efficiency – the **GLE 250 d 4MATIC** with an output of 150 kW (204 hp) and a torque of 500 Nm masters all three disciplines. To further reduce both fuel consumption and emissions, the 4-cylinder diesel engine is equipped with ECO technology packages, comprising measures that lower friction and flow losses, reduce component weights and improve on-demand system control.

THE ENGINE RANGE

Diesel:

GLE 250 d 4MATIC with output of 150 kW (204 hp) and torque of 500 Nm

Note: Not conducive for driving in Waterlogged roads with still water depth more than 25 cm.



The GLE 350 d 4MATIC. Electrifying power.

The GLE 350 d 4MATIC comes with a V6 engine, an output of 190 kW (258 hp) and a torque of 620 Nm. The design provides the basis for the best possible integration of many innovative diesel engine construction features. The single-stage turbocharger ensures a high power output and high torque already at low engine speeds. The VTG turbocharger's electrical adjustment ensures fast, precise charge-pressure control. The engine features alternator management, which helps to reduce fuel consumption.

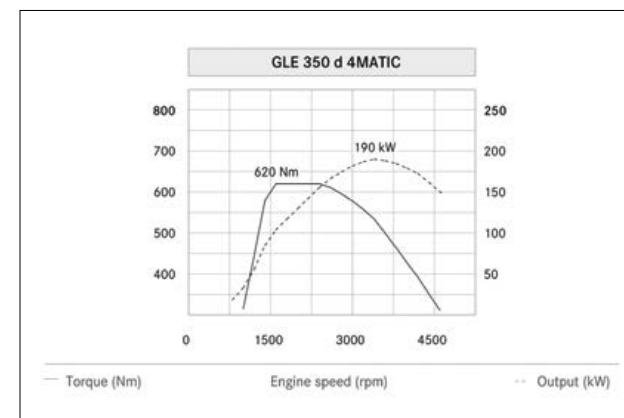
The innovative modular emission control concept provides a basis for environmentally friendly operation and compliance with emission limits which are planned for the future.

THE ENGINE RANGE

Diesel:

GLE 350 d 4MATIC with output of 190 kW (258 hp) and torque of 620 Nm

Note: Not conducive for driving in Waterlogged roads with still water depth more than 25 cm.



*Please read the disclaimer.

More comfort, more driving pleasure, less fuel consumption

The new 9G-TRONIC

The new 9G-TRONIC is the world's first 9-speed automatic transmission with hydrodynamic torque converter in the premium segment. The innovative transmission, developed independently by Mercedes-Benz, offers more gears, more comfort, more economy. The nine forward gears with the 9G-TRONIC allow a larger ratio range with even shorter engine speed intervals between gear ranges. This results in even faster, smoother and more efficient gear changes for enhanced driving comfort and reduced noise levels.

BENEFITS OF 9G-TRONIC

Maximum drive comfort: High gear ratio spread of 9.15 and reduced engine speed, double torsional damper with centrifugal pendulum, smoother gear changing

Less weight and the same installation space despite two additional gears and enhanced electro-hydraulic functions


Integrated start/stop system

Short shift response times for greater spontaneity and agility

High fuel saving potential by increased overall efficiency

Premier for the fully integrated direct electronic control system

DIRECT SELECT gearshift, three transmission modes – Sport (S), Economy (E) and Manual (M)



*Please read the disclaimer.

Chasis and Suspension

4MATIC Permanent All-Wheel-Drive System (standard for the GLE)

Excellent driving characteristics on any surface – ensured by 4MATIC permanent all-wheel drive in conjunction with ABS, ESP® and the 4ETS Electronic Traction System. On or off-road, in wet weather, ice or snow: traction, driving dynamics and driving stability are improved. The all-wheel drive system achieves this without the need for conventional differential locks. Instead the wheels with insufficient traction are specifically braked, while torque is increased at the wheels with good traction.

Downhill Speed Regulation (DSR) (standard for the GLE)

This system allows a speed of between 2 and 18 km/h to be set when driving down steep hills. As far as the laws of physics allow, this speed is then maintained with the help of the engine and transmission controls as well as braking intervention. Downhill Speed Regulation DSR thus makes driving downhill easy and increases active safety in off-road situations. The driver can switch DSR on via a button in the centre console and then uses the cruise control lever to set the desired downhill speed.

Direct-Steer System – Sporty, Direct and Comfortable (standard for the GLE)

The Direct-Steer system supplements the comfort of speed-sensitive power steering with a variable ratio dependent on the steering angle. This reduces steering movements and effort when parking and manoeuvring. Vehicle response to the steering angle is noticeably more agile on winding country roads. Straight-line stability is also improved, for example when cruising on motorways. In addition the electro-mechanical steering gear of the Direct-Steer system allows servo assistance to suit the situation, and therefore helps to lower fuel consumption.

Suspension With Steel Springs (standard for 250 d 4MATIC)

Thanks to the combination of steel springs and a selective damping system, this suspension delivers exceptional agility as well as good ride comfort. The damping adjusts automatically to the driving situation, thereby improving both the effectiveness of the dampers and stability, especially on an uneven surface.

AIRMATIC Package (standard for 350 d 4MATIC)

The combination of air suspension and the Adaptive Damping System ADS reduces road roar and tyre vibration characteristics, whilst also ensuring excellent driving dynamics both on and off-road. The damping at each wheel is adapted to the current driving situation, and can be set for more comfortable or sporty characteristics as required.



*Please read the disclaimer.

Effortless superiority as standard

DYNAMIC SELECT

5 DYNAMIC SELECT modes come standard with the GLE and can be toggled with, using the Controller on the centre console. These modes allow adjustment of parameters such as the characteristics of engine, transmission, steering and suspension.

OVERVIEW OF DYNAMIC SELECT

“Individual” drive mode: variation of individual parameters to suit personal preference.

“Sport” drive mode: more agility and dynamism with sporty steering characteristics and modified shift points of the automatic transmission and additionally with 350 d 4MATIC, a tauter damper tuning as well as sportier suspension tuning, which is lowered by -15 mm.

“Comfort” standard setting: well-balanced and fuel-efficient with early shift points of the automatic transmission. “Comfort” is set as the default mode and is thus active after every restart of the ignition.

“Slippery” transmission mode: optimised handling on icy and snow-covered roads thanks to reduced engine and transmission settings as well as adjusted ESP control thresholds.

“Off-road” setting is an optimised mode for sand and light terrain situations including transmission shifts at higher engine speeds and increased thresholds for ESP® and 4ETS.



Tough terrain. Easy decision

Off-road drive

Away from the road when the going gets tough, the Off-road mode (standard in the GLE), makes every trip uniquely enjoyable. The selection of this mode using the DYNAMIC SELECT controller allows perfect adjustment of the handling characteristics to suit tough terrains. The characteristics of the ESP®, 4ETS, steering, ground clearance are adjusted automatically and for the GLE 350 d 4MATIC with AIRMATIC, the suspension is raised by an added 25mm.



*Please read the disclaimer.

The standard equipment

With a robust, sporty design, modernised interiors with feel-good ambience, improved safety and driver assistance systems makes the GLE a perfect all-rounder among full-size SUVs.

The GLE is versatile, with plenty of space and outstanding off-road capabilities.

EXTERIOR HIGHLIGHTS

Aerodynamically optimised light-alloy wheels
Aluminium look running boards
Aluminium roof rails
LED High Performance Headlamps with Intelligent Light System
Beltline trim strip and trim strip on side skirt in chrome look
Mirror Package
Two-pipe exhaust system with two integral, chrome-plated tailpipe trim elements
Two-piece tail lights with all lighting functions in LED or fibre-optic technology and new lighting design
New-look chrome insert

INTERIOR HIGHLIGHTS

3-spoke multifunction steering wheel in nappa leather with steering wheel gearshift paddles and twelve function buttons
ARTICO / Leatherette upholstery
Sliding sunroof
Ambient lighting
Keyless GO - Starting function
Centrally positioned media display with NTG 5*1





LED Intelligent Light System – more visibility in every situation

For the best possible visibility on country roads and motorways, when cornering and on bends, the low beam mode of the LED Intelligent Light System automatically adapts to the weather, lighting and driving conditions. The LED Intelligent Light System thus makes a key contribution to safe driving. LED technology impresses with its very low energy consumption, long operating life and pleasant white light that comes close to the spectrum of natural daylight.

Features of the LED Intelligent Light System:

Adapts headlamps automatically to typical driving and weather situations

Country & motorway mode replace dipped beam – Active above 90 km/h

Active light function swings the headlamps into bends by up to 15°

Corner light function improves illumination on corners & tight bends

The enhanced fog lamp function illuminates the outer half of the carriageway more effectively while reducing the glare due to light reflected by the fog



*Please read the disclaimer.

Mirror Package – more comfort, improved visibility

The exterior mirrors are electrically folding in order to protect the housing. For enhanced perception, the exterior mirror on the driver's side and the rear-view mirror are automatically and continuously self-dimming. A highlight is the surround lighting with projection of the brand logo.



Comfort and Convenience

Seats designed for optimum driving comfort

Thanks to its high sitting position typical of an off-roader, the GLE offers you the very best in comfort the moment you get in. Plus it comes with electrically adjustable front seats fitted as standard, providing optimum support and excellent comfort on long journeys. You can enjoy your driving with ARTICO man-made leather upholstered seats.

Memory Package for driver and front passenger – perfect settings every time (standard for 350 d 4MATIC)

The Memory package is especially convenient if the vehicle is used by more than one person. Up to three different positions for the electrically adjustable front seats, steering column and exterior mirrors can be stored and retrieved at the touch of a button. The Memory programming comprises all the seat adjustment options, such as height and fore/aft position of the seat, inclination and height of the seat cushion and seat backrest angle. Operation is intuitive using ergonomic switches in the door control panels. For a better view when reversing into parking spaces, the exterior mirror on the front passenger side can be automatically lowered when reverse gear is engaged.



THERMATIC 2-zone automatic climate control

(standard for 250 d 4MATIC)

The THERMATIC automatic climate control with 2 climate zones offers individual climate comfort for driver and front passenger and automatic control of temperature, airflow and air distribution. The temperature can be regulated separately for each side. The air is automatically cooled or heated in each case depending on the selected setting. THERMATIC automatically maintains the desired climate in each separate zone. It also offers an air re-circulation mode with a convenience function.



THERMOTRONIC 3-zone automatic climate control

(standard for 350 d 4MATIC)

The automatic climate control system with 3 climate zones and 3 climate modes provides an individual feel-good climate on board. The temperature and air distribution can be regulated separately for driver and front/rear passengers. Sensors are used to ensure that the desired climate is kept constant in each zone.



Keyless-Go (standard for the GLE)

Keyless-Go starting function can be used to start and stop the vehicle – simply by carrying the electronic key, which is programmed with all access and drive authorisation functions. All the driver has to do is to depress the brake pedal and press the ignition start/stop key once.



Multi-media system with NTG 5*1

Let music uplift your mood as you take the wheel. The multi-media system gives you a whole new experience as it is a stunning combination of entertainment, information and communication

Audio 20 CD including preinstallation for Garmin® MAP PILOT (Standard for 250 d 4MATIC)

This multimedia system combines entertainment, information and communication : the Audio 20 CD with a high-resolution media display screen of 17.8 cm (7 inches), has internet capability, pre-installation for navigation, radio, twin tuner, CD player and enables networking with mobile devices via Bluetooth. It incorporates loudspeakers tailored to the interior of the vehicle. With a Bluetooth®-enabled mobile phone with data option it is possible to access web pages when the vehicle is stationary. User-friendly navigation, precise map data and excellent route guidance – the Garmin® MAP PILOT (available as an accessory) brings all the familiar benefits of a Garmin® navigation system to the Audio 20 CD. It is done by simply inserting an SD card with navigation software and map data sets.



*Please read the disclaimer.

COMAND ONLINE (Standard for 350 d 4MATIC)

Navigation, telephone, audio, video, internet – with the COMAND Online control and display system the driver is able to keep these and many other functions in view and under control. Information is shown in high-resolution and in colour on the large 20.3 cm (8-inch) Media Display.



Touchpad (Standard for 350 d 4MATIC)

The whole world at your fingertips. The intuitively controlled touchpad with multitouch sensor system connects you to everyone. It recognises simple gestures, your handwriting and even letters and numbers. Ideal for using the COMAND Online control and display system to easily control navigation, telephone, audio, video, internet and many other functions while on the move.



*Please read the disclaimer.

In a new dimension

With 2010 litres of stowage space, the GLE has the largest load compartment in its segment. Plus it boasts the longest load compartment length and best through-loading height at 1833 mm and 839 mm respectively. Not to mention outstanding flexibility. The rear backrests can be folded with a 60:40 split, also the cushions can be raised to form a level load compartment floor. And the rear backrest angle can be set in any one of ten positions.

SPACE MANAGEMENT

The **EASY-PACK Load compartment cover** which comes standard with the GLE protects luggage from the sun and from prying eyes. It consists of a retractable cover, which is mounted behind the rear seats, and can be removed at any time.

The **EASY-PACK tailgate** (standard with 350 d 4MATIC) can be opened and closed at the touch of a button for more convenient loading and unloading of the boot.



*Please read the disclaimer.

Visionaries never look back. Why would they?

Assistance systems

Reversing Camera (standard for 250 d 4MATIC)

Reverse parking and manoeuvring is made much easier and safer by the reversing camera (standard for 250 d 4MATIC). Protected by a flap, it automatically extends when the driver selects reverse gear and shows the area behind the vehicle with dynamic guide lines on the Media Display.



360° Camera (standard for 350 d 4MATIC)

The 360° camera included in the Parking package (standard for 350 d 4MATIC) provides you with a realistic all-round view thanks to the interaction of four cameras. The camera is switched on automatically when reverse gear is selected. Alternatively, it can be activated by the driver whenever required. The vehicle and its immediate surroundings can be shown as a bird's-eye view in the multimedia system display. Even obstacles below the window line are visible to the driver.



Active Parking Assist (standard for the GLE)

Active Parking Assist with PARKTRONIC makes it easier to find a parking space and also to enter or leave parking spaces. When activated, it automatically steers the vehicle into parallel and perpendicular parking spaces, relieving the driver of the task of steering and braking. The PARKTRONIC electronic parking assistance system monitors the front and rear areas while the vehicle is being manoeuvred and warns the driver if a risk of collision is detected.



The reassuring feeling of driving a Mercedes-Benz

We are the first automotive manufacturer worldwide to have developed an integral safety concept, aimed at avoiding accidents, ensuring ideal responses to dangers and lessening the consequences of accidents. For the occupants of a Mercedes-Benz and also for all other road users

Safe driving

The drowsiness detection system ATTENTION ASSIST serves to enhance driving safety, in particular on long trips and during night-time driving. It monitors the driver's steering behaviour to recognise typical signs of drowsiness and severe loss of attention, and gives a visual and audible warning of impending microsleep.

Crosswind Assist

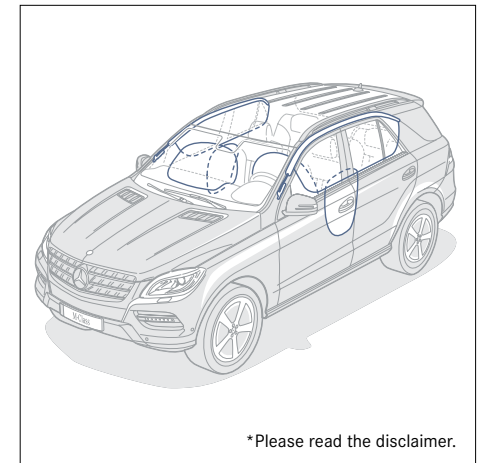
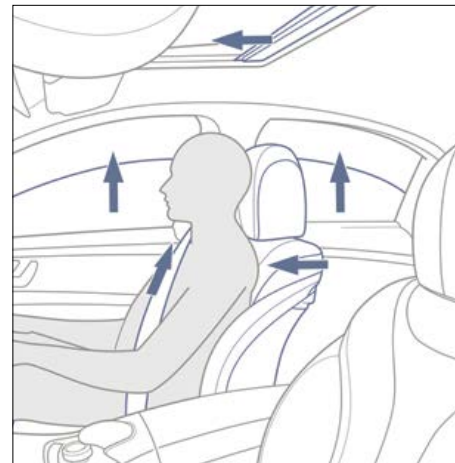
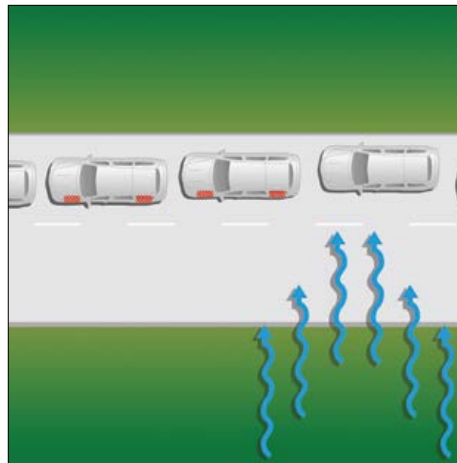
In strong gusts of crosswind, Crosswind Assist can help the driver to stay on course. Thanks to the specific braking intervention, the vehicle veers off course considerably less.

In the event of danger

The PRE-SAFE® anticipatory occupant protection system is able to identify critical driving situations in advance and to initiate precautionary measures to protect the vehicle's occupants if an accident appears imminent. Such measures include reversible belt tensioning or automatic closing of open side windows, for example.

In an accident

The GLE is equipped with six airbags which can help prevent injuries or reduce the risk of injury in the event of a collision. The two adaptive front airbags deploy in either one or two stages, depending on the severity of the impact. Furthermore, the GLE has two large window-bags extending over both rows of seats.



*Please read the disclaimer.

Genuine accessories

The range of genuine accessories is as varied as the routes you will be taking. Each accessory has been specifically developed for the GLE in accordance with Mercedes-Benz's high quality standards.

THE BEST FOR THE GLE

1 Transport cycles the easy way, with the New Alustyle **roof mounted bicycle rack**. Extremely lightweight bicycle rack which weigh only 2.5 kg is designed to be attached to the basic carrier bars. Bicycles can either be attached to the rack once it has been fitted to the roof or before it is fitted.

2 Top boxes, bicycle racks or ski and snowboard racks – the **Alustyle Easy-Fix II** carrier bars can be combined with a variety of different roof attachments. They are precisely matched to the body of the vehicle, can be fitted without tools and provide optimum safety and aerodynamics.

3 Make the **illuminated Mercedes star** shine brightly. The star centred in the radiator grille of your Mercedes will light up courtesy of fibre optic and LED technology when the vehicle is locked and unlocked by remote control, and when a door or the tailgate is opened (only operates if engine is switched off).

4 The elegantly exclusive appearance is underscored by the **5-twin-spoke light-alloy wheels**, painted in himalayas grey with a high-sheen finish, with 265/40 R 21 tyres (only for 350 d 4MATIC).



*Please read the disclaimer.

Genuine accessories

Your GLE is a car that is ready for any situation be it on the road or off-road.

With Mercedes-Benz Genuine Accessories, give your GLE a stylishly distinctive and highly individual character

Illuminated Mercedes-Benz Star

Thanks to fiber-optic cables and LED technology, the central star emblem in your Mercedes' radiator grille lights up when you remotely lock/unlock the vehicle or

open the door or tailgate. Only functions when engine is switched off.



*Please read the disclaimer.

Garmin® MAP PILOT, Navigation SD Card

User-friendly navigation and excellent route guidance – the Garmin® MAP PILOT navigation system brings all the benefits to the Audio system. The maps have a Garmin look and feel and appear in high resolution

and in colour on the multimedia system's large display, with additional navigation information in the instrument cluster.



Garmin® MAP PILOT

Rear Seat Entertainment System

This elegant DVD system allows the rear passengers to watch DVDs, look at their favorite pictures and even play video games on two superb 17.8 cm color screens and thus keeping them entertained during your journey – and outside the vehicle, as the monitors can be removed from the mount with a click and used anywhere with the aid of the 230V/12V mains adapter additionally provided.

The system's separate DVD players mean that rear-seat passengers have the option

of watching a different video source on each of the two tilting monitors, allowing each to select their own individual entertainment. The AV-IN connection and the USB, SD card and AUX interfaces also allow other storage media to be used.

A separately available video cable allows your passengers to watch video and image files from external sources.

The system is supplied with two sets of infrared headphones and remote control.

iPad® Docking Station for Rear Compartment

This ergonomic, crash-proof device introduces the iPad and all of its familiar functions to your Mercedes Benz. All connections e.g. for your headphones,

remain accessible. The mount can be tilted and rotated around 90° in every direction. Available for iPad® 2/iPad® 3/iPad® 4. Supplied with film for iPad® display to protect against scratches and prevent glass splinters in the event of a crash.



With a range of multimedia connections, 2 sets of infrared headphones and a remote control, the Rear Seat Entertainment System offers everything you need for in-car entertainment.



*Please read the disclaimer.

Genuine accessories

Styling

Lighting Kit, for Running Boards

Spotlights illuminate the running board and light up the ground alongside the vehicle. In the dark the running board illumination is automatically activated.



Chrome Door Handle Recess

High-sheen door handle recesses in chrome design. Protect the recess behind the door handle from scratches and offer a high-quality and personalized look.




Chrome Fin Attachments For Bonnet

Fin attachments for bonnet available in a set of 6 pieces. Plastic with electroplated high-sheen chromed finish. Trim for air intakes in bonnet, designed to coordinate with all chrome parts. Robust design with precision fit.



Sports Pedals

For a sporty look – the pedal covers, in brushed stainless steel, add a sporty, high-quality touch to the interior. The genuine parts feature a non-slip rubber stud inlay and comply with Mercedes-Benz's safety.



*Please read the disclaimer.

Genuine accessories

Alloys

Mercedes-Benz light-alloy wheels not only boost your vehicle’s looks, they also offer the ultimate in safety. All wheels are precision-tailored to your vehicle in terms of load profile and dimensions. Before your light-alloy wheels are allowed to accompany you safely on your travels, they are subjected to an extensive development and testing programme. Each wheel design has to pass a variety of endurance tests, based on exacting Mercedes-Benz guidelines, all of which exceed statutory requirements. These include special test routines which simulate real challenges on the road and material tests in cutting-edge x-ray facilities. Only once all of the tests have been passed may the wheels be included in the range of genuine Mercedes-Benz light-alloy wheels. Add an individual touch to your vehicle with a tested and approved genuine Mercedes-Benz light-alloy wheel and head for the open road.



MB 10-spoke wheel, matt black, 20-inch, Tyre size : 265/45/R20; FA/RA



MB 5-twin-spoke wheel, Himalaya grey 48.3 cm (19 inch)
Tyre size: 255/50/R19



MB 7-spoke wheel, Himalaya grey 48.3 cm 19 inch
Tyre size: 255/50/R19



MB 5-spoke wheel, Himalaya grey, 50.8 cm (20 inch), Tyre size: 265/45/R20



MB 10-spoke wheel, palladium silver, 20-inch
Tyre size: 265/45/R20

*Please read the disclaimer.

Genuine accessories

Cargo and Care

Boot Tub, Shallow

Mobility is the watchword of our times, and there is always plenty to transport on our travels. The shape of the tub, with its slightly raised edge, is optimally tailored to the load area. Very robust - made from impact-resistant, non-split polypropylene, the boot tub is ideal for foodstuffs and liquids. Structured surface prevents the load from sliding around and makes it easier to secure the optionally available stowage crate in place with a protected base.

Boot Tub, Deep

Now take everything you want with the easy-clean boot tub. The deep edge (approx. 25 cm at the sides, 8 cm at the load edge) offers all-round protection. The overall shape is optimally tailored to the load area, ensuring that transporting liquids is not a problem. Even foodstuffs can be transported - the material is food-grade and is easy to clean. The boot tub is light in weight, making it even easier to insert and remove.

Concertina Load Sill Protector

Protects the rear of the car from scratches when you're loading the vehicle - and prevents dirt from the car from getting onto your clothes. Practical design - can be connected to shallow boot tub or reversible mat.

Stowage Crate

A secure hold for items which are prone to tip over or slide around, e.g. shopping bags. Adjustable partitioning elements allow crate to be divided into maximum of four sections. Optimum functionality only in conjunction with shallow boot tub.

Shopping Crate

A collapsible crate that is available in anthracite color. When not in use it can be folded and stowed away in the boot compartment. Features Mercedes-Benz logo and lettering.



Genuine accessories

Cargo and Care

Mud Flaps

The mud flaps protect the sides, rear and underbody of the vehicle from scratches and damage from loose chippings. They also help protect the following traffic from loose chippings, splash water and dirt. The Mud-Flaps are Precision-tailored to the contours of the vehicle hence do not affect the vehicle's sporty looks. Mud Flaps are made of material that is extremely hard-wearing, durable, UV-resistant. The Mud Flaps can be painted in the colour of your choice.



Floor Mats Tray Type

The Tray Type Mats are made of robust, washable synthetic material that are designed for heavy use. The Mats are designed to cover the entire footwell. The raised edges and structured surface help keep the floor clean and dry. The Mats come with a distinctive Mercedes-Benz lettering.



Coolbox

The cool box not only cools but warms too. It can cool up to 20°C below ambient temperature to a minimum temperature of -2°C at the same time it can be switched to warming function also. The Robust, highly insulated hard case with fabric cover comes with outside pockets and padded shoulder strap. The capacity of Coolbox is 24 litres and can be connected to a 12 V socket in vehicle or to a 230 V power source via separately available rectifier.



Rectifier

Allows the coolbox to be connected to a 230 V socket at home.



Style & Travel Equipment

The head restraint elements are simple to fit and remove. The modular system centres around a base support which can be combined with various products – a coat hanger, a universal hook or a folding table.



Genuine Accessories

Mercedes-Benz Child Safety

Mercedes-Benz child seats offer optimum protection in the event of an accident. Child seats are tested and inspected to exacting Mercedes-Benz specifications

“BABY-SAFE plus II” child seat - Deep, moulded seat design offers extra side-impact protection for optimum safety. Special padding, designed to protect particularly vulnerable body areas of children up to around 15 months (up to 13 kg).

“DUO plus” child seat - Optimum safety for children between the ages of around 8 months and 4 years (9 to 18 kg). Fitted as standard with top tether, an additional belt for securing the head section, a height-adjustable shoulder belt, ventilation channels and ISOFIX attachment.

“KIDFIX” child seat - Booster seat for optimum side-impact protection, with height adjustable backrest. The “KIDFIX” seat is secured using the 3-point seat belt and ISOFIT attachment points. For children between the ages of around 3.5 and 12 (15 to 36 kg).



“BABY-SAFE plus II” child seat



“DUO plus” child seat



“KIDFIX” child seat

*Please read the disclaimer.

Paintwork and Alloys

METALLIC PAINTS
Obsidian Black
Tenorite Grey
Citrine Brown
Cavansite Blue
Iridium Silver



NON-METALLIC PAINT
Polar White



ALLOY WHEEL
45.7 cm (18-inch) 7-spoke light-alloy wheels (Standard for the GLE 250 d 4MATIC)
48.3 cm (19-inch) 5-twin-spoke light-alloy wheels (Standard for the GLE 350 d 4MATIC)



*Please read the disclaimer.

Upholstery and trim

UPHOLSTERY
Black
Ginger Beige/Esspresso Brown

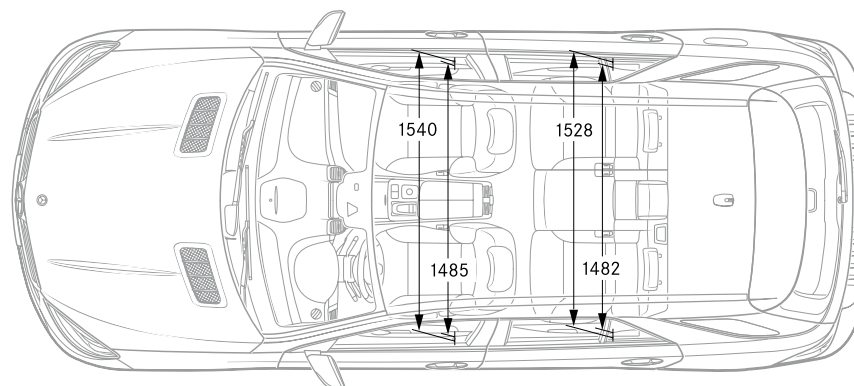
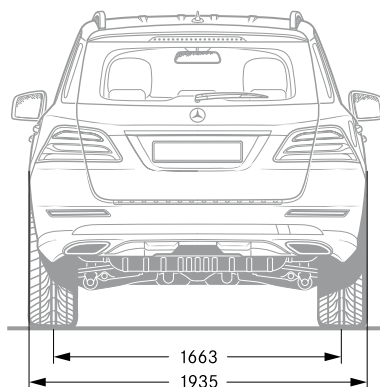
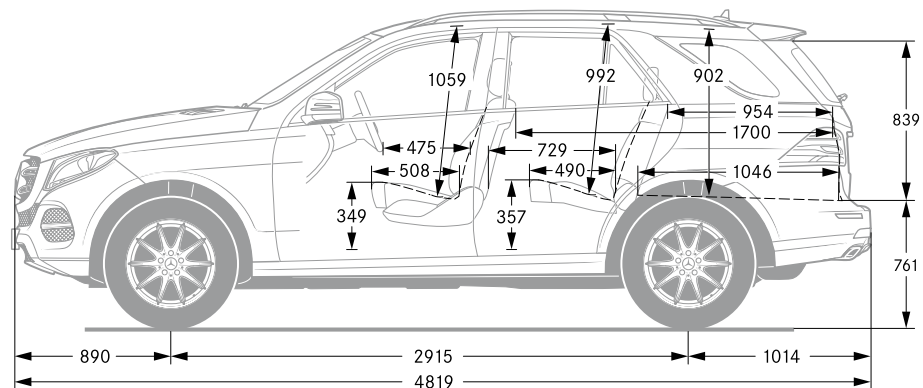
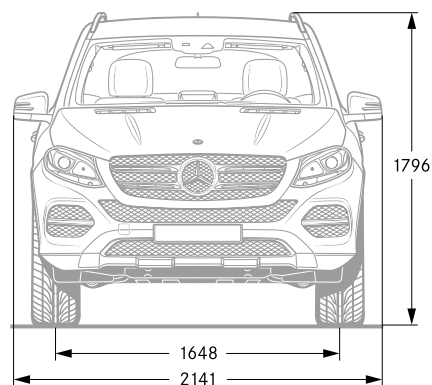


TRIM
High-gloss brown eucalyptus wood (Standard for the GLE 250 d 4MATIC)
Brown open-pore ash wood (Standard for the GLE 350 d 4MATIC)



*Please read the disclaimer.

Dimensions



All dimensions in millimetres. The dimensions shown are mean values and apply to standard-specification, unladen vehicles.

*Please read the disclaimer.

Technical data

	GLE 250 d 4MATIC	GLE 350 d 4MATIC
Arrangement / No. of Cylinders	In-line 4	V6
Total displacement (cc)	2143	2987
Rated output (kW [hp] @ rpm)	150 [204] @ 3800	190 [258] @ 3400
Rated torque (Nm @ rpm)	500 @ 1600-1800	620 @ 1600
Acceleration (0-100 km/s)	8.6 secs	7.1 secs
Compression ratio	16.2 : 1	15.5 : 1
Top speed approx. (km/h)	212	225
Fuel	Diesel	Diesel
Tank capacity (l)/incl. approx. reserve	93/12.0	93/12.0
Boot capacity (l)	690-2010	690-2010
Turning circle diameter (m)	1180	1180
Kerb weight (kg)	2150/800	2175/775
Permissible gross vehicle weight (kg)	2950	2950
L x W x H	4819 x 2141 x 1796	4819 x 2141 x 1796
Wheelbase (mm)	2915	2915

Service

The luxurious experience of driving a Mercedes-Benz is converted into a fulfilling ownership experience with a range of exclusive services and special programmes

Cost of Ownership

There has been a paradigm shift in the buying preferences of Indian consumers over the years, even for the luxury products. The purchase decision not only dwells around cost of acquisition but also the total 'Cost of Ownership' (COO). Amongst the key components of COO in cars are the routine service jobs and the unplanned repair expenses post the warranty period. We are now offering highly-affordable Service Packages and Extended Warranty Programmes which are the most competitive packages in its class. All in all, we provide you with a controlled Cost of Ownership while you benefit from the legendary Mercedes-Benz service quality.

Experience complete peace of mind when you drive the Star

STAR CARE programme offers peace of mind drive for you during warranty period and beyond. While our cars are covered for warrantable repairs up to 3 years without any mileage limitations, as standard, you can also buy STAR CARE Plus programme, offering 4th year extended warranty. Additionally, the programme enhances the resale value of your car.

STAR EASE Service Package gives you the freedom to relax behind the wheel and puts your mind at ease with its range of unique benefits such as defined cost of maintenance and priority handling. STAR EASE Comprehensive package covers essential jobs related to periodic service (viz. oil, filters, consumables, etc.) along with coverage for brake pads, brake discs, wiper blades and wheel alignment & balancing, for a contracted period. For further details on products and pricing, please contact your nearest Mercedes-Benz dealer.

On-Road Assistance Programme

As part of our ongoing commitment to you, Mercedes-Benz On-Road Assistance is designed to enhance your overall Mercedes-Benz ownership experience by providing you with 24-hour On-Road Assistance. Mercedes-Benz is the only Luxury car manufacturer to offer round-the-clock On-Road Assistance for 3 years from purchase of vehicle as a standard offering. Peace of mind motoring – guaranteed.



Extended Warranty that guarantees complete peace of mind



The maintenance of your Star is just as peaceful as driving it



Always at your service

Conditions apply.

India's Largest Luxury Car Network

It takes a keen sense of responsibility to provide the Best. Our large network is spread across the country in 39 cities with 80 outlets and is still growing. With world-class showrooms, state-of-the-art workshops and highly skilled personnel, experience the best wherever you go



DEALER CONTACT:

NORTH & EAST:

BHUBANESWAR:

Tristar Motors: 0-7852944100

CHANDIGARH:

Joshi Autozone: 0172-5050500

Panjab Motors: 0172-4290000

DELHI:

Patel Auto Services, Rajendra Place:
011-47626262/0-9810081048

T & T Motors, Mohan Co-operative,
Mathura Road: 011-66574300/330

Rajouri Garden: 011-66574400/430

GHAZIABAD:

Silver Arrows: 0-9718200500

GURGAON:

T & T Motors: 0124-4263060/62

JAIPUR:

T & T Motors: 0141-4300000/05

JAMSHEDPUR:

Tristar Motors: 0-7763815720/
0657-6601601/02

JALANDHAR:

Joshi Autozone: 0181-5004444

KANPUR:

Smart Hoops: 0-8795663300

KARNAL:

Berkeley Motors: 0184-3300000

KOLKATA:

Benchmark Interkrafts: 1800 3000 3310

LUCKNOW:

Smart Hoops: 0522-6004008/9

LUDHIANA:

Joshi Autozone: 0161-5055000

MOHALI:

Panjab Motors: 0172-4290000

NOIDA:

Silver Arrows: 0-9999200500

WEST:

AHMEDABAD:

Benchmark Cars: 0-9377662000

AURANGABAD:

B. U. Bhandari: 0-8605121333/
0240-6452601/02

BHOPAL:

Benchmark Cars: 0-9098233233

GOA:

Counto Motors: 0832-2415122

INDORE:

Benchmark Cars: 1800-3000-8844

KOLHAPUR:

B. U. Bhandari: 0231-2661422/
0-8380093555

MUMBAI:

Auto Hangar, Prabhadevi: 022-67434362/63

Auto Hangar, Andheri: 022-67106660/61

Metro Motors, Auto Hangar division
Hughes Road: 022-66123500/11
Shaman Wheels, Off BKC: 022-24228787

NAVI MUMBAI:
Shaman Wheels: 022-24228787

NAGPUR:
Auto Hangar: 0-9223540191/
07104-238180/1/2/3

NASHIK:
Indisch Motoren: 0253-6645555

PUNE:
B. U. Bhandari, Baner: 020-67212129
Pune City Showroom: 020-67212131

RAJKOT:
Benchmark Cars: 0-9377750050

RAIPUR:
Auto Hangar: 0771-6537801/0-8518887155

SURAT:
Benchmark Cars: 0-9377660066

VADODARA:
Benchmark Cars: 0-9377390001

SOUTH:

BANGALORE:
Sundaram Motors: 080-22070720/21

Akshaya Motors, Mysore Road:
080-22966300, 0-9066030989

Akshaya Motors, Koramangala:
080-22966296, 0-9019326026

CALICUT:
Bridgeway Motors: 0495-30 55555

CHENNAI:
Trans Car: 044-40200300
Titanium Motors: 044-66498080/8181/8282

COIMBATORE:
Sundaram Motors: 0422-2452020

COCHIN:
Rajasree Motors:
0484-2706332/2706432/2706134
2607027/37/47

HYDERABAD:
Mahavir Motors: 040-43403004

MADURAI:
Sundaram Motors: 0452-2320433/
0-9500966946

MANGALORE:
Sundaram Motors: 0824-2214833/2215833/
0-9008442155

TRIVANDRUM:
Rajasree Motors: 0471-2380377/
0-9846547551

VIJAYAWADA:
Mahavir Motors: 0866-2082559/
0-9885303004

MERCEDES-BENZ CERTIFIED:

AHMEDABAD:
Benchmark Cars: 0-9016665000

BANGALORE:
Akshaya Motors: 0-9019944044
Sundaram Motors: 080-22070746/
0-9880662051

CHANDIGARH:
Joshi Autozone: 0-9878941930/ 0172-
5050500/510

CHENNAI:
Transcar: 0-9841049994

DELHI:
T&T Motors, Mathura Road: 0-9711774424
T&T Motors, West Delhi: 0-9711112243

GHAZIABAD:
Silver Arrows: 0-9718200500

HYDERABAD:
Adishwar: 0-7799633004

KOCHI:
Rajasree Motors: 0-9846547311

MOHALI:
Panjab Motors: 0172-4290000

MUMBAI:
Autohangar India: 0-9223546204,
0-9223547099

Shaman Wheels: 0-9619023450/ 022-
69543333

PUNE:
B U Bhandari: 020-67212172/0-8605118555

AMG PERFORMANCE CENTERS:

BENGALURU:
Sundaram Motors: 080-22070720/21

DELHI:
T&T Motors: 011-66574309

HYDERABAD:
Mahavir Motors: 0-9885033004/
0-9885653004

MUMBAI:
Auto Hangar: 022-67434360/61/65

PUNE:
B.U. Bhandari: 020-67212131/0-8554055555

Our national toll-free no.:

1800 102 9222

One Call. All Answers.

**For a complete list of
Mercedes-Benz outlets,
please explore the dealer locator
tab on www.mercedes-benz.co.in**

Mercedes-Benz India Private Limited: E-3, MIDC Chakan - Phase III, Chakan Industrial Area, Kuruli & Nighoje, Tal: Khed, Pune - 410 501 (India)
Toll free No.: 1800 102 9222. e-mail: customerconnect@daimler.com, **website:** www.mercedes-benz.co.in

Please note: This brochure is intended for general information, description and illustration of the Product including optional functions and equipment and may not be specific to a Product since specification of a product may change from time to time. Optional features, functions and equipment etc. may not be present in the Standard or Variant Product or Special Edition Product. Further, Standard specifications of a product may also vary from time to time. Colours may differ from those shown in pictures in the brochure, owing to printing. Mercedes-Benz India reserves the right to make changes, at any point of time, without prior notice, in design, colours, materials, components, equipment, specifications, features, functions, make and models etc. The information given in this brochure shall be regarded as accurate at the time of going to print and may vary thereafter due to any developments or any other reason. Interested parties should confirm with the Authorised Dealer about the correct specification of the product they desire to purchase. For the latest authentic information and updates, kindly contact your nearest Authorised Dealer.

All title, ownership rights and intellectual property rights in and relating to this brochure / magazine or publication material or any copies thereof including but not limited to copyright, logos, names, trademarks, service marks, design, text, images, links, concepts and themes are owned by Daimler AG and/or its subsidiaries collectively or used under authorised license by the Daimler AG. Any reproduction, transmission, publication, performance, broadcast, alteration, license, creation of derivative works or other use in whole or in part in any manner without the prior written consent of the Daimler AG is strictly prohibited.

Month of going to press: October, 2015. Mercedes-Benz cars: The GLE meets Bharat Stage IV equivalent emission norms.

CIN - U34102PN1994PTC083160